



UNIT 1: SHAPES

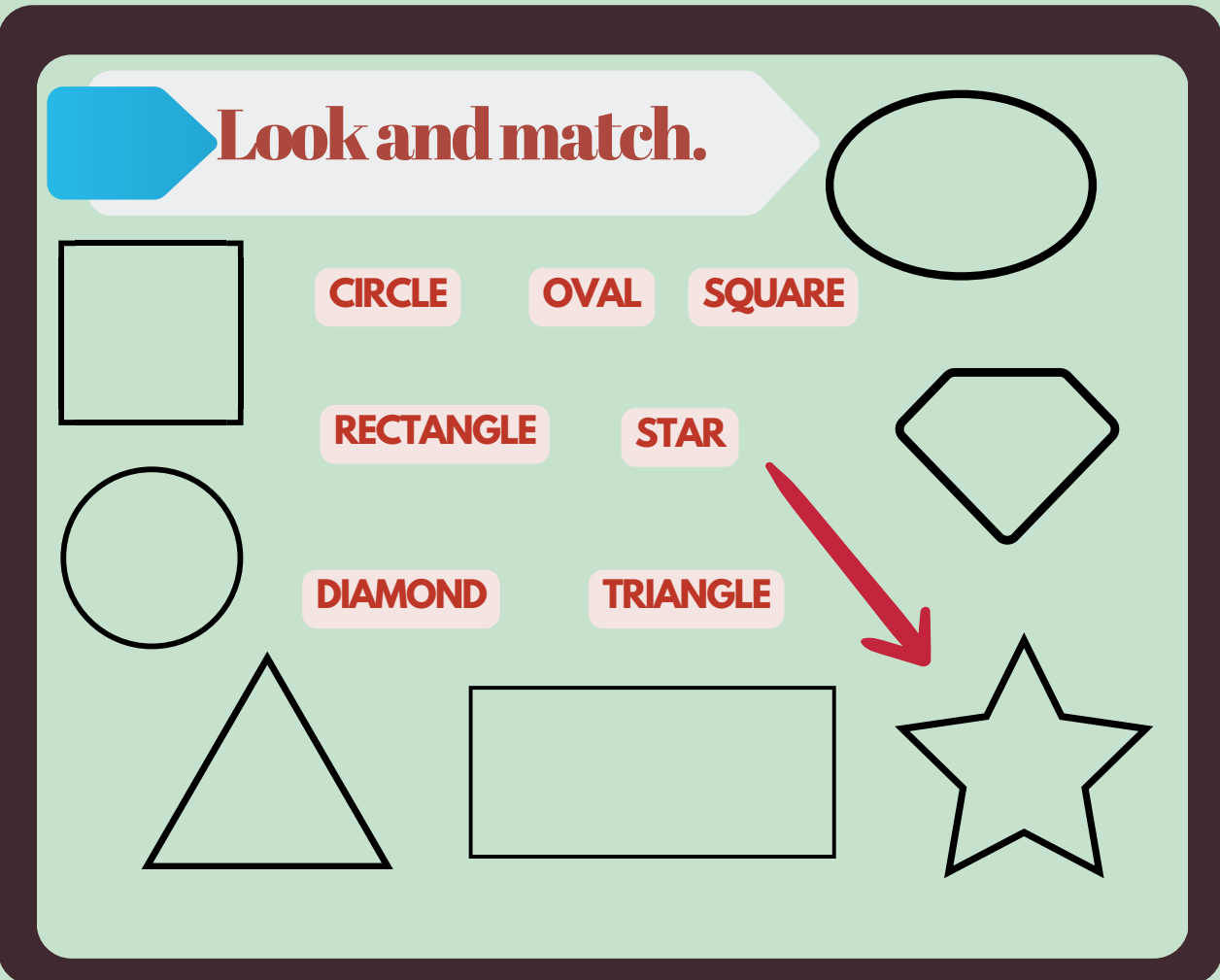




Unit 1

SHAPES

Let's learn and practice




Unit 1

SHAPES

LET'S PRACTICE




Circle the correct shape.




Labels: OVAL, DIAMOND


The word "DIAMOND" is circled in red.




Labels: CIRCLE, SQUARE




Labels: STAR, OVAL




Labels: TRIANGLE, RECTANGLE



Labels: CIRCLE, TRIANGLE



Labels: CIRCLE, OVAL



Labels: SQUARE, TRIANGLE

Unit 1

SHAPES

LET'S PRACTICE



Color the shape
by the numbers.

1

YELLOW

3

2

RED


3

BLUE



4

GREEN

2



4



1

Unit 1

SHAPES

LET'S PRACTICE

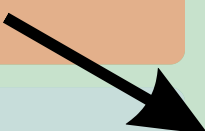


Draw the shape.

1 RECTANGLE



2 DIAMOND



3 SQUARE



4 STAR




EXTRAS



EXTRAS

LET'S PRACTICE



Color the page

RED

BROWN

WHITE

GREEN

YELLOW

PINK

GREY

ORANGE

BLUE

PURPLE

BLACK


EXTRAS

LET'S PRACTICE

Color the boxes
and find the dog.



1.	1.	1.	1.	1.	1.	1.	1.	1.	1.
2.	2.	3.	3.	3.	3.	3.	3.	2.	2.
2.	3.	3.	3.	3.	3.	3.	3.	3.	2.
1.	3.	2.	5.	3.	3.	2.	5.	3.	1.
1.	3.	3.	3.	2.	2.	3.	3.	3.	1.
1.	3.	3.	2.	2.	2.	2.	3.	3.	1.
1.	3.	2.	2.	4.	4.	2.	2.	3.	3.
1.	3.	3.	2.	2.	2.	2.	3.	3.	3.
1.	3.	3.	3.	3.	3.	3.	3.	3.	3.
1.	3.	5.	5.	5.	5.	5.	5.	3.	3.



- 1. BLUE
- 2. BLACK
- 3. ORANGE
- 4. PINK
- 5. WHITE



EXTRAS

LET'S PRACTICE



Match correct waste



glass 

metal 

medical 

clothes 

plastic 

e-waste 

paper 

